

Mininat 112 VR



refrigerated showcase for confectionary
Isselbaecher
Mininat 112 VR

Dimensions : 1140 x 1037 x 1312 mm
connection : 0,4 kW - 230/1/50

temperature range: +1°/+10°C
execution :
- confection. showcase with static refrigeration
- curved tempered hinged down pane
- frontal covering beige with perforated s/s panels
- side panels made of impact resistant plastics
- 2 intermediate glass-shelves
- bright interior light under each shelf and under the top
- night curtain
- 300 mm deep s/s working surface
- automatic defrost
- electronic control with Digital display

Mininat 166 VR



refrigerated showcase for confectionary
Isselbaecher
Mininat 166 VR

Dimensions : 1680 x 1037 x 1312 mm
connection : 0,58 kW - 230/1/50

temperature range: +1°/+10°C
execution :
- confection. showcase with static refrigeration
- curved tempered hinged down pane
- frontal covering beige with perforated s/s panels
- side panels made of impact resistant plastics
- 2 intermediate glass-shelves
- bright interior light under each shelf and under the top
- night curtain
- 300 mm deep s/s working surface
- automatic defrost
- electronic control with Digital display

Mininat 220 VR



refrigerated showcase for confectionary
Isselbaecher
Mininat 220 VR

Dimensions : 2220 x 1037 x 1312 mm
connection : 0,8 kw - 230/1/50

temperature range: +1°/+10°C
execution :
- confection. showcase with static refrigeration
- curved tempered hinged down pane
- frontal covering beige with perforated s/s panels
- side panels made of impact resistant plastics
- 2 intermediate glass-shelves
- bright interior light under each shelf and under the top
- night curtain
- 300 mm deep s/s working surface
- automatic defrost
- electronic control with Digital display

Natty 112 VR






refrigerated showcase for confectionary
Isselbaecher
NATTY 112 VR

Dimensions : 1140 x 1040 x 1312 mm
connection : 0,4 kW - 230/1/50

temperature range: +1°/+10°C
execution :
- confection. showcase with static refrigeration
- curved tempered hinged down pane
- frontal covering beige with perforated s/s panels
- side panels made of impact resistant plastics

refrigerated display case

Isselbaecher
kitchen equipment GmbH

	<ul style="list-style-type: none"> - on operating site telescopic cake drawers - 3 intermediate glass-shelves - bright interior light under each shelf and under the top - night curtain - 300 mm deep s/s working surface - automatic defrost - electronic control with Digital display
<p>Natty 166 VR</p> 	<p>refrigerated showcase for confectionary Isselbaecher NATTY 166 VR</p> <p>Dimensions : 1680 x 1040 x 1312 mm connection : 0,6 kW - 230/1/50</p> <p>temperature range: +1°/+10°C execution :</p> <ul style="list-style-type: none"> - confection. showcase with static refrigeration - curved tempered hinged down pane - frontal covering beige with perforated s/s panels - side panals made of impact resistant plastics - on operating site telescopic cake drawers - 3 intermediate glass-shelves - bright interior light under each shelf and under the top - night curtain - 300 mm deep s/s working surface - automatic defrost - electronic control with Digital display
<p>Natty 220 VR</p> 	<p>refrigerated showcase for confectionary Isselbaecher NATTY 220 VR</p> <p>Dimensions : 2220 x 1040 x 1312 mm connection : 0,8 kw - 230/1/50</p> <p>temperature range: +1°/+10°C execution :</p> <ul style="list-style-type: none"> - confection. showcase with static refrigeration - curved tempered hinged down pane - frontal covering beige with perforated s/s panels - side panals made of impact resistant plastics - on operating site telescopic cake drawers - 3 intermediate glass-shelves - bright interior light under each shelf and under the top - night curtain - 300 mm deep s/s working surface - automatic defrost - electronic control with Digital display
<p>ZVP 01 100</p> 	<p>refrigerated food showcase Isselbaecher ZVP 01-100</p> <p>Dimensions : 1000 x 960 x 1280 mm connection : 0,2 kW - 230/1/50</p> <p>temperature range: +2°/+6°C execution :</p> <ul style="list-style-type: none"> - showcase with static refrigeration and undercounter refrigeration - side panels made of ABS, white red front panel - working top made of marble - exhibiting area made of s/s - intermediate shelf made of glass - payplate made of cristal glass - bright light underneath payplate separately switchable - take-out front screen - automatic defrost - electric thaw water evaporation

ZVP 01 150



refrigerated food showcase
Isselbaecher
ZVP 01 - 150

Dimensions : 1500 x 960 x 1280 mm
connection : 0,35 KW - 230/1/50

temperature range: +2°/+6°C

execution :

- showcase with static refrigeration and undercounter refrigeration
- side panels made of ABS, white red front panel
- working top made of marble
- exhibiting area made of s/s
- intermediate shelf made of glass
- payplate made of cristal glass
- bright light underneath

payplate separately switchable

- take-out front screen
- automatic defrost
- electric thaw water evaporation

ZVP 01 200



refrigerated food showcase
Isselbaecher
ZVP 01 - 200

Dimensions : 2000 x 960 x 1280 mm
connection : 0,41 kW - 230/1/50

temperature range: +2°/+6°C

execution :

- showcase with static refrigeration and undercounter refrigeration
- side panels made of ABS, white red front panel
- working top made of marble
- exhibiting area made of s/s
- intermediate shelf made of glass
- payplate made of cristal glass
- bright light underneath

payplate separately switchable

- take-out front screen
- automatic defrost
- electric thaw water evaporation

ZVP 01 250



refrigerated food showcase
Isselbaecher
ZVP 01 - 250

Dimensions : 2500 x 960 x 1280 mm
connection : 0,55 KW - 230/1/50

temperature range: +2°/+6°C

execution :

- showcase with static refrigeration and undercounter refrigeration
- side panels made of ABS, white red front panel
- working top made of marble
- exhibiting area made of s/s
- intermediate shelf made of glass
- payplate made of cristal glass
- bright light underneath

payplate separately switchable

- take-out front screen
- automatic defrost
- electric thaw water evaporation

ZVP 01 300






refrigerated food showcase
Isselbaecher
ZVP 01 - 300




Dimensions : 3000 x 960 x 1280 mm
connection : 0,75 kW - 230/1/50

temperature range: +2°/+6°C

execution :

- showcase with static refrigeration and undercounter refrigeration
- side panels made of ABS, white red front panel
- working top made of marble
- exhibiting area made of s/s
- intermediate shelf made of glass
- payplate made of cristal glass
- bright light underneath

	<p>payplate separately switchable</p> <ul style="list-style-type: none"> - take-out front screen - automatic defrost - electric thaw water evaporation
<p>Tonga P 130 U</p> 	<p>refrigerated food showcase Isselbaecher Tonga P 130 U</p> <p>Dimensions : 1300 x 1080 x 1280 mm connection : 0,62 kW - 23071/50</p> <p>temperature range : +0/+2°C for sausages, cheese, meat</p> <p>execution :</p> <ul style="list-style-type: none"> - show case with forced air refrigeration and undercounter refrigeration with doors for storage - counter construction inside and outside of plastic coated steel sheet - working top made of marble - side panels made of ABS - exhibiting area made of s/s - payplate made of aluminium - bright light underneath <p>payplate separately switchable</p> <ul style="list-style-type: none"> - lift-up glass screen - electronic control system - automatic defrost - electric thaw water evaporation
<p>Tonga P 200 U</p> 	<p>refrigerated food showcase Isselbaecher Tonga P 200 U</p> <p>Dimensions : 2000 x 1080 x 1280 mm connection : 0,77 kW - 230/1/50</p> <p>temperature range : +0/+2°C for sausages, cheese, meat</p> <p>execution :</p> <ul style="list-style-type: none"> - show case with forced air refrigeration and undercounter refrigeration with doors for storage - counter construction inside and outside of plastic coated steel sheet - working top made of marble - side panels made of ABS - exhibiting area made of s/s - payplate made of aluminium - bright light underneath <p>payplate separately switchable</p> <ul style="list-style-type: none"> - lift-up glass screen - electronic control system - automatic defrost - electric thaw water evaporation
<p>Tonga P 250 U</p> 	<p>refrigerated food showcase Isselbaecher Tonga P 250 U</p> <p>Dimensions : 2500 x 1080 x 1280 mm connection : 0,92 kW - 23071/50</p> <p>temperature range : +0/+2°C for sausages, cheese, meat</p> <p>execution :</p> <ul style="list-style-type: none"> - show case with forced air refrigeration and undercounter refrigeration with doors for storage - counter construction inside and outside of plastic coated steel sheet - working top made of marble - side panels made of ABS - exhibiting area made of s/s - payplate made of aluminium - bright light underneath <p>payplate separately switchable</p> <ul style="list-style-type: none"> - lift-up glass screen - electronic control system - automatic defrost

	- electric thaw water evaporation
<p>Tonga P 300 U</p> 	<p>refrigerated food showcase Isselbaecher Tonga P 300 U</p> <p>Dimensions : 3000 x 1080 x 1280 mm connection : 1,05 kW - 230/1/50</p> <p>temperature range : +0/+2°C for sausages, cheese, meat</p> <p>execution :</p> <ul style="list-style-type: none"> - show case with forced air refrigeration and undercounter refrigeration with doors for storage - counter construction inside and outside of plastic coated steel sheet - working top made of marble - side panels made of ABS - exhibiting area made of s/s - payplate made of aluminium - bright light underneath payplate separately switchable - lift-up glass screen - electronic control system - automatic defrost - electric thaw water evaporation
<p>Tonga P 350 U</p> 	<p>refrigerated food showcase Isselbaecher Tonga P 350 U</p> <p>Dimensions : 3500 x 1080 x 1280 mm connection : 1,42 kW - 230/1/50</p> <p>temperature range : +0/+2°C for sausages, cheese, meat</p> <p>execution :</p> <ul style="list-style-type: none"> - show case with forced air refrigeration and undercounter refrigeration with doors for storage - counter construction inside and outside of plastic coated steel sheet - working top made of marble - side panels made of ABS - exhibiting area made of s/s - payplate made of aluminium - bright light underneath payplate separately switchable - lift-up glass screen - electronic control system - automatic defrost - electric thaw water evaporation
<p>Tonga P 400 U</p> 	<p>refrigerated food showcase Isselbaecher Tonga P 400 U</p> <p>Dimensions : 4000 x 1080 x 1280 mm connection : 1,42 kW - 230/1/50</p> <p>temperature range : +0/+2°C for sausages, cheese, meat</p> <p>execution :</p> <ul style="list-style-type: none"> - show case with forced air refrigeration and undercounter refrigeration with doors for storage - counter construction inside and outside of plastic coated steel sheet - working top made of marble - side panels made of ABS - exhibiting area made of s/s - payplate made of aluminium - bright light underneath payplate separately switchable - lift-up glass screen - electronic control system - automatic defrost - electric thaw water evaporation