

gas range

94/04CGG



gas range
Isselbaecher
94/04CGG

Dimensions : 800 x 900 x 900 mm
connection : gas 30,2 kW

- 4 open burners
- piezo ignition

substructure : 1 gas baking oven

execution : stainless steel

94/04CGGP



gas range
Isselbaecher
94/04CGGP

Dimensions : 800 x 900 x 900 mm
connection : gas 48,5 kW

- with reinforced heating
- 4 open burners
- piezo ignition

substructure : 1 gas baking oven

execution : stainless steel

94/04CGE



gas range
Isselbaecher
94/04CGE

Dimensions : 800 x 900 x 900 mm
connection : gas 21,7 kW
elt. 6 kW - 400/3/50

- 4 open burners
- piezo ignition

substructure : 1 electric baking oven

execution : stainless steel

94/04CGEP



gas range
Isselbaecher
94/04CGEP

Dimensions : 800 x 900 x 900 mm
connection : gas 40,0 kW
elt. 6 kW - 400/3/50

- with reinforced heating
- 4 open burners
- piezo ignition

substructure : 1 electric baking oven

execution : stainless steel

96/04CGG



gas range
Isselbaecher
96/04CGG






Dimensions : 1200 x 900 x 900 mm
connection : gas 40,7 kW

- 6 open burners
- piezo ignition






substructure : 1 gas baking oven
1 cupboard with door

execution : stainless steel






gas range

| | |
|-------------------------------------------------------------------------------------------------------|-----------------------------------------------------------------------------------------------------------------------------------------------------------------------------------------------------------------------------------------------------------------------------------------------------------------------------------------------------------------------------------|
| <p>96/04CGFL</p>  | <p>gas range Isselbaecher 96/04CGFL</p> <p>Dimensions : 1200 x 900 x 900 mm connection : gas 41,7 kW</p> <ul style="list-style-type: none"> - 6 open burners - piezo ignition <p>substructure : 1 maxi-gas baking oven</p> <p>execution : stainless steel</p> |
| <p>96/04CGGE</p>  | <p>gas range Isselbaecher 96/04CGGE</p> <p>Dimensions : 1200 x 900 x 900 mm connection : gas 40,7 kW elt. 0,7 kW - 400/3/50</p> <ul style="list-style-type: none"> - 6 open burners - piezo ignition <p>substructure : 1 gas baking oven 1 heated cupboard</p> <p>execution : stainless steel</p> |
| <p>96/04CGGP</p>  | <p>gas range Isselbaecher 96/04CGGP</p> <p>Dimensions : 1200 x 900 x 900 mm connection : gas 68,5 kW</p> <ul style="list-style-type: none"> - with reinforced heating - 6 open burners - piezo ignition <p>substructure : 1 gas baking oven 1 cupboard with door</p> <p>execution : stainless steel</p> |
| <p>96/04CGFLP</p>  | <p>gas range Isselbaecher 96/04CGFLP</p> <p>Dimensions : 1200 x 900 x 900 mm connection : gas 69,5 kW</p> <ul style="list-style-type: none"> - with reinforced heating - 6 open burners - piezo ignition <p>substructure : 1 maxi-gas baking oven</p> <p>execution : stainless steel</p> |
| <p>96/04CGGEP</p>  | <p>gas range Isselbaecher 96/04CGGEP</p> <p>Dimensions : 1200 x 900 x 900 mm connection : gas 68,5 kW elt. 0,7 kW - 400/3/50</p> <ul style="list-style-type: none"> - with reinforced heating - 6 open burners - piezo ignition <p>substructure : 1 gas baking oven 1 heated cupboard</p> <p>execution : stainless steel</p> |






gas range

| | |
|-------------------------------------------------------------------------------------------------------|----------------------------------------------------------------------------------------------------------------------------------------------------------------------------------------------------------------------------------------------------------------------------------------------------------------------------------------------------------------------------------------|
| <p>96/04CGE</p>  | <p>gas range Isselbaecher 96/04CGE</p> <p>Dimensions : 1200 x 900 x 900 mm connection : gas 32,2 kW elt. 6 kW - 400/3/50</p> <ul style="list-style-type: none"> - 6 open burners - piezo ignition <p>substructure : 1 electric baking oven 1 cupboard with door</p> <p>execution : stainless steel</p> |
| <p>96/04CGEP</p>  | <p>gas range Isselbaecher 96/04CGEP</p> <p>Dimensions : 1200 x 900 x 900 mm connection : gas 60,0 kW elt. 6 kW - 400/3/50</p> <ul style="list-style-type: none"> - with reinforced heating - 6 open burners - piezo ignition <p>substructure : 1 electric baking oven 1 cupboard with door</p> <p>execution : stainless steel</p> |
| <p>96/04CGEE</p>  | <p>gas range Isselbaecher 96/04CGEE</p> <p>Dimensions : 1200 x 900 x 900 mm connection : gas 32,2 kW elt. 6,7 kW - 400/3/50</p> <ul style="list-style-type: none"> - 6 open burners - piezo ignition <p>substructure : 1 electric baking oven 1 heated cupboard</p> <p>execution : stainless steel</p> |
| <p>96/04CGEEP</p>  | <p>gas range Isselbaecher 96/04CGEEP</p> <p>Dimensions : 1200 x 900 x 900 mm connection : gas 60,0 kW elt. 6,7 kW - 400/3/50</p> <ul style="list-style-type: none"> - with reinforced heating - 6 open burners - piezo ignition <p>substructure : 1 electric baking oven 1 heated cupboard</p> <p>execution : stainless steel</p> |
| <p>98/04CGG</p>  | <p>gas range Isselbaecher 98/04CGG</p> <p>Dimensions : 1600 x 900 x 900 mm connection : gas 60,4 kW</p> <ul style="list-style-type: none"> - 8 open cooking places - piezo ignition <p>substructure : 2 gas-baking-ovens</p> <p>execution : stainless steel</p> |

gas range

| | |
|--------------------------------------------------------------------------------------------------------|------------------------------------------------------------------------------------------------------------------------------------------------------------------------------------------------------------------------------------------------------------------------------------------------------------------------------------------------------------------------|
| <p>98/04CGGP</p>  | <p>gas range Isselbaecher 98/04CGGP</p> <p>Dimensions : 1600 x 900 x 900 mm connection : gas 97,0 kW</p> <ul style="list-style-type: none"> - with reinforced heating - 8 open cooking places - piezo ignition <p>substructure : 2 gas-baking-ovens</p> <p>execution : stainless steel</p> |
| <p>98/04CGE</p>  | <p>gas range Isselbaecher 98/04CGE</p> <p>Dimensions : 1600 x 900 x 900 mm connection : gas 43,4 kW elt. 12 kW - 400/3/50</p> <ul style="list-style-type: none"> - 8 open cooking places - piezo ignition <p>substructure : 2 electric baking ovens</p> <p>execution : stainless steel</p> |
| <p>98/04CGEP</p>  | <p>gas range Isselbaecher 98/04CGEP</p> <p>Dimensions : 1600 x 900 x 900 mm connection : gas 80,0 kW elt. 12 kW - 400/3/50</p> <ul style="list-style-type: none"> - with reinforced heating - 8 open cooking places - piezo ignition <p>substructure : 2 electric baking ovens</p> <p>execution : stainless steel</p> |
| <p>94/04CTGG</p>  | <p>gas-solid top range Isselbaecher 94/04CTGG</p> <p>Dimensions : 800 x 900 x 900 mm connection : gas 21,5 kW</p> <ul style="list-style-type: none"> - 1 solid top - piezo ignition <p>substructure : 1 gas baking oven</p> <p>execution : stainless steel</p> |
| <p>94/04CTGGSS</p>  | <p>gas-solid top range Isselbaecher 94/04CTGGSS</p> <p>Dimensions : 800 x 900 x 900 mm connection : gas 26,3 kW</p> <ul style="list-style-type: none"> - 1 solid top - 2 open cooking places - piezo ignition <p>substructure : 1 gas baking oven</p> <p>execution : stainless steel</p> |

gas range

| | |
|----------------------------------------------------------------------------------------------------------|-------------------------------------------------------------------------------------------------------------------------------------------------------------------------------------------------------------------------------------------------------------------------------------------------------------------------------------------------------------------------------------------------------------------|
| <p>94/04CTGE</p>  | <p>gas-solid top range Isselbaecher 94/04CTGE</p> <p>Dimensions : 800 x 900 x 900 mm connection : gas 13,0 kW elt. 6,0 kW - 400/3/50</p> <ul style="list-style-type: none"> - 1 solid top - piezo ignition <p>substructure : 1 electric baking oven</p> <p>execution : stainless steel</p> |
| <p>96/04CTGG(dx)</p>  | <p>gas-solid top range Isselbaecher 96/04CTGG(dx)</p> <p>Dimensions : 1200 x 900 x 900 mm connection : gas 32 kW</p> <ul style="list-style-type: none"> - 1 solid top - 2 open cooking places right-hand side - piezo ignition <p>substructure : 1 gas baking oven 1 cupboard with door</p> <p>execution : stainless steel</p> |
| <p>96/04CTGG(sx)</p>  | <p>gas-solid top range Isselbaecher 96/04CTGG(sx)</p> <p>Dimensions : 1200 x 900 x 900 mm connection : gas 32 kW</p> <ul style="list-style-type: none"> - 1 solid top - 2 open cooking places left-hand side - piezo ignition <p>substructure : 1 gas baking oven 1 cupboard with door</p> <p>execution : stainless steel</p> |
| <p>96/04CTGE(sx)</p>  | <p>gas-solid top range Isselbaecher 96/04CTGE(sx)</p> <p>Dimensions : 1200 x 900 x 900 mm connection : gas 23,5 kW elt. 6,0 kW - 400/3/50</p> <ul style="list-style-type: none"> - 1 solid top - 2 open cooking places left-hand side - piezo ignition <p>substructure : 1 electric baking oven 1 cupboard with door</p> <p>execution : stainless steel</p> |
| <p>96/04CTGE(dx)</p>  | <p>gas-solid top range Isselbaecher 96/04CTGE(dx)</p> <p>Dimensions : 1200 x 900 x 900 mm connection : gas 23,5 kW elt. 6,0 kW - 400/3/50</p> <ul style="list-style-type: none"> - 1 solid top - 2 open cooking places right-hand side - piezo ignition <p>substructure : 1 electric baking oven 1 cupboard with door</p> <p>execution : stainless steel</p> |

gas range

98/04CTGG



gas-solid top range
Isselbaecher
98/04CTGG

Dimensions : 1600 x 900 x 900 mm
connection : gas 51 kW

- 1 solid top
- ea. 2 open burners at left hand side and at right hand side
- piezo ignition

substructure : 2 gas-baking-ovens

execution : stainless steel

98/04CTGE



gas-solid top range
Isselbaecher
98/04CTGE

Dimensions : 1600 x 900 x 900 mm
connection : gas 34,0 kW
elt. 12,0 kW - 40073/50

- 1 solid top
- ea. 2 open burners at left hand side and at right hand side
- piezo ignition

substructure : 2 electric baking ovens

execution : stainless steel