






electric range

<p>92/04TCEPQ</p> 	<p>elt.-range/table model Isselbaecher 92/04TCEPQ</p> <p>Dimensions : 400 x 900 x 280 mm connection : 6 kW - 400/3/50</p> <p>with 2 square hot plates</p> <p>execution : stainless steel</p>
<p>92/04TVTCV</p> 	<p>elt.-range/table model Isselbaecher 92/04TVTCV</p> <p>Dimensions : 400 x 900 x 280 mm connection : 6,8 kW - 400/3/50</p> <p>1 glass ceramic-cooking plate with 2 burners</p> <p>execution : stainless steel</p>
<p>94/04TCEPQ</p> 	<p>elt.-range/table model Isselbaecher 94/04TCEPQ</p> <p>Dimensions : 800 x 900 x 280 mm connection : 11,0 kW - 400/3/50</p> <p>with 4 square hot plates</p> <p>execution : stainless steel</p>
<p>94/04TVTCV</p> 	<p>elt.-range/table model Isselbaecher 94/04TVTCV</p> <p>Dimensions : 800 x 900 x 280 mm connection : 13,6 kW - 400/3/50</p> <p>1 glass ceramic-cooking plate with 4 burners</p> <p>execution : stainless steel</p>
<p>94/04TCTE</p> 	<p>elt.-range/table model Isselbaecher 94/04TCTE</p> <p>Dimensions : 800 x 900 x 280 mm connection : 16 kW - 400/3/50</p> <p>1 large cooking top with 4 heating zones</p> <p>execution : stainless steel</p>