
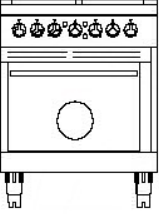
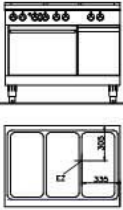



electric range

<p>AEH 413</p> 	<p>electric range Isselbaecher AEH 413</p> <p>Dimensions : 700 x 706 x 850 mm connection : 16,3 kW - 400/3/50</p> <p>2 special-cooking plates (285x560x15) with 2 individually adjustable heating zones</p> <p>substructure : 1 roasting - and baking oven 538 x 465 x 300 mm upper and lower heat</p> <p>accessories : 1 baking sheet enamelled 1 roasting grid</p> <p>execution : stainless steel</p>
<p>AEH 415</p> 	<p>electric range Isselbaecher AEH 415</p> <p>Dimensions : 700 x 706 x 850 mm connection : 18,3 kW - 400/3/50</p> <p>2 special-cooking plates (285x560x15) with 2 individually adjustable heating zones</p> <p>substructure : 1 dual roasting - and baking oven 535 x 465 x 300 mm top- and bottom heat convection air 6,0 kW</p> <p>accessories : 1 baking sheet enamelled 1 roasting grid</p> <p>execution : stainless steel</p>
<p>AEH 443</p> 	<p>electric range Isselbaecher AEH 443</p> <p>Dimensions : 700 x 706 x 850 mm connection : 16,3 kW - 400/3/50</p> <p>1 solid top made of polished steel 594 x 560 mm 4 heating zones</p> <p>substructure : 1 roasting - and baking oven upper and lower heat</p> <p>accessories : 1 baking sheet enamelled 1 roasting grid</p> <p>execution : stainless steel</p>
<p>AEH 613</p> 	<p>electric range Isselbaecher AEH 613</p> <p>Dimensions : 1000 x 706 x 850 mm connection : 22,3 kW - 400/3/50</p> <p>3 special cooking plates 285x560x15 mm with ea. 2 individually adjustable heating zones</p> <p>substructure : 1 roasting - and baking oven 538 x 420 x 630 mm upper and lower heat 1 compartment with hinged door</p> <p>accessories : 1 baking sheet enamelled 1 roasting grid</p> <p>execution : stainless steel</p>

electric range

AEH 503



electric range  
Isselbaecher  
AEH 503

Dimensions : 700 x 706 x 850 mm  
connection : 13,6 kW - 400/3/50

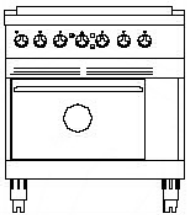
1 glass ceramic-cooking plate,  
565 x 555 mm  
2 round cooking plates 210 mm diam.  
2 square cooking plates  
270 x 270 mm

substructure : 1 roasting - and baking oven  
upper and lower heat

accessories : 1 baking sheet enamelled  
1 roasting grid  
1 scraper

execution : stainless steel

AEH 445



electric range  
Isselbaecher  
AEH 445

Dimensions : 700 x 706 x 850 mm  
connection : 18,3 kW - 400/3/50

1 solid top made of polished steel  
594 x 560 mm  
4 heating zones

substructure : 1 dual roasting - and baking oven  
535 x 465 x 300 mm  
top- and bottom heat  
convection air 6,0 kW

accessories : 1 baking sheet enamelled  
1 roasting grid

execution : stainless steel

AEH 615



electric range  
Isselbaecher  
AEH 615

Dimensions : 1000 x 706 x 850 mm  
connection : 24,1 kW - 400/3/50

3 special cooking plates 285x560x15 mm with ea.  
2 individually adjustable heating zones

substructure : 1 dual roasting - and baking oven  
538 x 465 x 300 mm  
top- and bottom heat  
convection air 6,0 kW  
1 compartment with  
hinged door

accessories : 1 baking sheet enamelled  
1 roasting grid

execution : stainless steel

AEH 503.110



electric range  
Isselbaecher  
AEH 503.110

Dimensions : 700 x 706 x 850 mm  
connection : 13,6 kW - 400/3/50

1 glass ceramic-cooking plate with  
pot detection, 565 x 555 mm  
2 round cooking zones 230 mm diam.  
2 square cooking plates  
270 x 270 mm

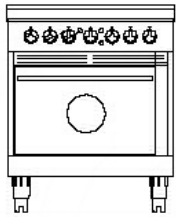
substructure : 1 roasting - and baking oven  
upper and lower heat

accessories : 1 baking sheet enamelled  
1 roasting grid  
1 scraper

execution : stainless steel

electric range

AEH 505



electric range  
Isselbaecher  
AEH 505

Dimensions : 700 x 706 x 850 mm  
connection : 15,5 kW - 400/3/50

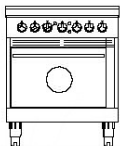
1 glass ceramic-cooking plate,  
565 x 555 mm  
2 round cooking plates 210 mm diam.  
2 square cooking plates  
270 x 270 mm

substructure : 1 dual roasting - and baking oven  
535 x 420 x 280 mm  
top- and bottom heat  
convection air 6.0 kW

accessories : 1 baking sheet enamelled  
1 roasting grid  
1 scraper

execution : stainless steel

AEH 505.110



electric range  
Isselbaecher  
AEH 505.110

Dimensions : 700 x 706 x 850 mm  
connection : 15,2 kW - 400/3/50

1 glass ceramic-cooking plate with  
pot detection, 565 x 555 mm  
4 round cooking plates 230 mm diam.

substructure : 1 dual roasting - and baking oven  
535 x 420 x 280 mm  
top- and bottom heat  
convection air 6.0 kW

accessories : 1 baking sheet enamelled  
1 roasting grid  
1 scraper

execution : stainless steel

AEH 703



electric range  
Isselbaecher  
AEH 703

Dimensions : 1000 x 706 x 850 mm  
connection : 17,8 kW - 400/3/50

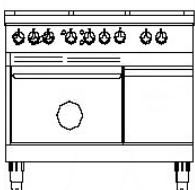
1 glass ceramic-cooking plate,  
865 x 555 mm  
4 round cooking plates 210 mm dim.  
2 square cooking plates  
270 x 270 mm

substructure : 1 roasting - and baking oven  
upper and lower heat  
1 compartment with  
hinged door

accessories : 1 baking sheet enamelled  
1 roasting grid  
1 scraper

execution : stainless steel

AEH 705



electric range  
Isselbaecher  
AEH 705

Dimensions : 1000 x 706 x 850 mm  
connection : 19,7 kW - 400/3/50

1 glass ceramic-cooking plate,  
680 x 540 mm  
4 round cooking plates 230 mm diam.  
2 square cooking plates  
270 x 270 mm

substructure : 1 dual roasting - and baking oven  
535 x 420 x 280 mm  
top- and bottom heat  
convection air 6.0 kW

electric range

1 compartment with  
hinged door

accessories : 1 baking sheet enamelled  
1 roasting grid  
1 scraper

execution : stainless steel

AEH 703.110



electric range  
Isselbaecher  
AEH 703.110

Dimensions : 1000 x 706 x 850 mm  
connection : 18,0 kW - 400/3/50

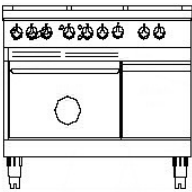
1 glass ceramic-cooking plate with  
pot detection, 865 x 555 mm  
6 round cooking plates 230 mm diam.

substructure : 1 roasting - and baking oven  
upper and lower heat  
1 compartment with  
hinged door

accessories : 1 baking sheet enamelled  
1 roasting grid  
1 scraper

execution : stainless steel

AEH 705.110



electric range  
Isselbaecher  
AEH 705.110

Dimensions : 1000 x 706 x 850 mm  
connection : 19,8 kW - 400/3/50

1 glass ceramic-cooking plate,  
680 x 540 mm  
6 round cooking plates 230 mm diam.

substructure : 1 dual roasting - and baking oven  
535 x 420 x 280 mm  
top- and bottom heat  
convection air 6.0 kW  
1 compartment with  
hinged door

accessories : 1 baking sheet enamelled  
1 roasting grid  
1 scraper

execution : stainless steel