







griddle plate

<p>92/04TFTE</p> 	<p>elt.-grill plate/table model Isselbaecher 92/04TFTE</p> <p>Dimensions : 400 x 900 x 280 mm connection : 8,0 kw - 400/3/50</p> <ul style="list-style-type: none"> - smooth fry top made of steel, - useable surface 344 x 652 - grease collecting pan <p>execution : stainless steel</p>
<p>92/04TFTEC</p> 	<p>elt.-grill plate/table model Isselbaecher 92/04TFTEC</p> <p>Dimensions : 400 x 900 x 280 mm connection : 8,0 kw - 400/3/50</p> <ul style="list-style-type: none"> - smooth fry top made of chrome plated steel, - useable surface 344 x 652 - grease collecting pan <p>execution : stainless steel</p>
<p>94/04TFTE</p> 	<p>elt.-grill plate/table model Isselbaecher 94/04TFTE</p> <p>Dimensions : 800 x 900 x 280 mm connection : 16,0 kW - 400/3/50</p> <ul style="list-style-type: none"> - smooth fry top made of steel, - useable surface 744 x 652 - grease collecting pan <p>execution : stainless steel</p>
<p>94/04TFTEC</p> 	<p>elt.-grill plate/table model Isselbaecher 94/04TFTEC</p> <p>Dimensions : 800 x 900 x 280 mm connection : 16,0 kW - 400/3/50</p> <ul style="list-style-type: none"> - smooth fry top made of chrome plated steel, - useable surface 744 x 652 - grease collecting pan <p>execution : stainless steel</p>
<p>94/04TFTE1/2R</p> 	<p>elt.-grill plate/table model Isselbaecher 94/04TFTE1/2R</p> <p>Dimensions : 800 x 900 x 280 mm connection : 16,0 kW - 400/3/50</p> <ul style="list-style-type: none"> - fry top made of steel, 1/2 smooth, 1/2 grooved - useable surface 744 x 652 - grease collecting pan <p>execution : stainless steel</p>
<p>94/04TFTEC1/2R</p> 	<p>elt.-grill plate/table model Isselbaecher 94/04TFTEC1/2R</p> <p>Dimensions : 800 x 900 x 280 mm connection : 16,0 kW - 400/3/50</p> <ul style="list-style-type: none"> - fry top made of chrome plated steel, 1/2 smooth, 1/2 grooved - useable surface 744 x 652 - grease collecting pan <p>execution : stainless steel</p>

griddle plate

92/04TFTER



elt.-grill plate/table model
Isselbaecher
92/04TFTER

Dimensions : 400 x 900 x 280 mm
connection : 8,0 kw - 400/3/50

- grooved fry top made of steel,
- useable surface 344 x 652
- grease collecting pan

execution : stainless steel

92/04TFTECR



elt.-grill plate/table model
Isselbaecher
92/04TFTECR

Dimensions : 400 x 900 x 280 mm
connection : 8,0 kw - 400/3/50

- grooved fry top made of chrome plated steel,
- useable surface 344 x 652
- grease collecting pan

execution : stainless steel

94/04TFTER



elt.-grill plate/table model
Isselbaecher
94/04TFTER

Dimensions : 800 x 900 x 280 mm
connection : 16,0 kW - 400/3/50

- grooved fry top made of steel,
- useable surface 744 x 652
- grease collecting pan

execution : stainless steel