






electric deep fat fryer

| | |
|--|--|
| <p>72/02FRE</p>  | <p>electric deep fat fryer Isselbaecher 72/02FRE</p> <p>Dimensions : 400 x 700 x 900 mm Anschlusswert: 13 kW - 400/3/50</p> <p>1 sink 215 x 310 mm (15 l) cold zone temperature : 100-190°C</p> <p>Substructure: cabinet with wing door</p> <p>accessories : 1 frying basket</p> <p>execution : stainless steel</p> |
| <p>72/02FREM</p>  | <p>electric deep fat fryer Isselbaecher 72/02FREM</p> <p>Dimensions : 400 x 700 x 900 mm Anschlusswert: 13 kW - 400/3/50</p> <p>1 sink 215 x 310 mm (15 l) cold zone and melt zone temperature : 100-190°C</p> <p>Substructure: cabinet with wing door</p> <p>accessories : 1 frying basket</p> <p>execution : stainless steel</p> |
| <p>73/02FRE</p>  | <p>electric deep fat fryer Isselbaecher 73/02FRE</p> <p>Dimensions : 600 x 700 x 900 mm connection : 18 kW - 40073/50</p> <p>2 basins 135x310 mm (10 ltrs.ea) cold zone temperature : 100-190°C</p> <p>Substructure: cabinet with wing door</p> <p>accessories : 2 frying baskets</p> <p>execution : stainless steel</p> |
| <p>74/02FRE</p>  | <p>electric deep fat fryer Isselbaecher 74/02FRE</p> <p>Dimensions : 800 x 700 x 900 mm connection : 26 kW - 400/3/50</p> <p>2 basins 260x375 mm (ea. 15 ltrs.) cold zone temperature : 100-190°C</p> <p>Substructure: cabinet with wing door</p> <p>accessories : 1 big and 2 small frying baskets</p> <p>execution : stainless steel</p> |
| <p>73/02FREM</p>  | <p>electric deep fat fryer Isselbaecher 73/02FREM</p> <p>Dimensions : 600 x 700 x 900 mm connection : 18 kW - 40073/50</p> <p>2 basins 135x310 mm (10 ltrs.ea) cold zone and melt zone temperature : 100-190°C</p> <p>Substructure: cabinet with wing door</p> <p>accessories :</p> |

2 frying baskets
execution : stainless steel

74/02FREM



electric deep fat fryer
Isselbaecher
74/02FREM
Dimensions : 800 x 700 x 900 mm
connection : 26 kW - 400/3/50
2 basins 260x375 mm (ea. 15 ltrs.)
cold zone and melt zone
temperature : 100-190°C
Substructure: cabinet with wing door
accessories :
1 big and
2 small frying baskets
execution : stainless steel