

OLGRANUL 900 PLUS



pot/utensil washing machine - granulate -
Isselbaecher
OLGRANUL 900 PLUS

Dimensions : 1110 x 908 x 1900 mm
connection : 12,5 kW - 400/3/50

- granulate pot-wash machine
- double-walled hood, insulated
- built-in rinse agent dispenser f. liquid detergent
- 5 individually adjustable programs
- rinse temperature : 85°C
- electronic timer as well as thermostop
- max. loading height : 600 mm
- for connection to warm water

accessories:

- 1 bracket for sheets 10 x GN 1/1
- 1 bracket for
- 4 baking sheets 600x400x 20 mm as well as
- 4 baking sheets 600x400x50 mm
- 1 round basket for 6 x GN 1/1 or
- 2 x GN 2/1
- 1 bracket for scoop baskets
- 1 scoop basket
- 1 bracket for small pots
- 1 bracket for large pots

execution : stainless steel

FXL-70-EX



glass-/dishwashing machine
Hobart
FXL-70

Dimensions : 600 x 600 x 820 mm
connection : 9,1 kW - 40073/50
3,6 kW - 230/1/50

front door model
with electronical program control
suitable for baskets/sheets 600x400 mm
high capacity for continuous insert

cap. : 1440 glasses/hr.
720 plates/hr.
40 racks/hr.

- 3 automatic programs 180/240/360 sec.
- automatic tank filling
- ready to install with water feed and drain hoses, connection cord
- detergent dispenser
- rins agent dispenser with built-in storage container
- rinse pressure pump
- drain pump
- non-return valve

accessories :

- 1 universal basket 172564
- 1 universal rack C-01-07

execution : stainless steel

FXLS-70-EX






glass-/dishwashing machine
Hobart
FXLS-70

Dimensions : 600 x 600 x 820 mm
connection : 9,1 kW - 40073/50
3,6 kW - 230/1/50

front door model
with built-in water softener
as well as electric program control
suitable for baskets/sheets 600x400 mm
high capacity for continuous insert

cap. : 1440 glasses/hr.
720 plates/hr.

	<p>40 racks/hr.</p> <p>3 automatic programs 180/240/360 sec. - automatic tank filling - ready to install with water feed and drain hoses, connection cord - detergent dispenser - rins agent dispenser with built-in storage container rinse pressure pump - drain pump - non-return valve</p> <p>accessories : 1 universal basket 172564 1 universal rack C-01-07</p> <p>execution : stainless steel</p>
<p>UX-11 Ex</p> 	<p>pot/utensil washer Hobart UX-11</p> <p>Dimensions : 780 x 945 x 1980 mm connection : 12,1 kW - 400/3/50</p> <p>rack type machine cap. : 30 racks/hr. 3 programmes 120/240/360 sec. 1 electric passage heater 9 kW tank heating 4,5 kW non-return valve drain pump rinse pressure pump detergent dispenser rinse agent dispenser connection cord and flexible tubes for fill and drain</p> <p>execution : stainless steel</p>
<p>UXL-11 Ex</p> 	<p>pot/utensil washer Hobart UXL-11</p> <p>Dimensions : 780 x 945 x 2417 mm connection : 12,1 kW - 400/3/50</p> <p>rack type machine cap. : 30 racks/hr. 3 programmes 120/240/360 sec. 1 electric passage heater 9 kW tank heating 4,5 kW non-return valve drain pump rinse pressure pump detergent dispenser rinse agent dispenser connection cord and flexible tubes for fill and drain</p> <p>execution : stainless steel</p>
<p>UXS-11 Ex</p> 	<p>pot/utensil washer Hobart UXS-11</p> <p>Dimensions : 780 x 945 x 1980 mm connection : 12,1 kW - 400/3/50</p> <p>rack type machine - built-in water softener</p> <p>cap. : 30 racks/hr. 3 programmes 120/240/360 sec. 1 electric passage heater 9 kW tank heating 4,5 kW non-return valve drain pump rinse pressure pump detergent dispenser rinse agent dispenser connection cord and flexible tubes for fill and drain</p> <p>execution : stainless steel</p>

UXLS-11 Ex



pot/utensil washer
Hobart
UXLS-11

Dimensions : 780 x 945 x 2417 mm
connection : 12,1 kW - 400/3/50

rack type machine
- built-in water softener

cap. : 30 racks/hr.
3 programmes 120/240/360 sec.
1 electric passage heater 9 kW
tank heating 4,5 kW
non-return valve
drain pump
rinse pressure pump
detergent dispenser
rinse agent dispenser
connection cord and flexible tubes
for fill and drain

execution : stainless steel

UXT-11 Ex



pot/utensil washer
Hobart
UXT-11

Dimensions : 1380 x 945 x 1980 mm
connection : 21 kW - 400/3/50

rack type machine
- KING-SIZE washing chamber
- loading height 650 mm

cap. : 30 racks/hr.
3 programmes 120/240/360 sec.
1 electric flow heater 15 kW
tank heating 6 kW
non-return valve
drain pump
rinse pressure pump
detergent dispenser
rinse agent dispenser
connection cord and flexible tubes
for fill and drain

execution : stainless steel

UXTL-11 Ex






pot/utensil washer
Hobart
UXTL-11




Dimensions : 1380 x 945 x 2417 mm
connection : 21 kW - 400/3/50

rack type machine
- KING-SIZE washing chamber
- loading height 865 mm

cap. : 30 racks/hr.
3 programmes 120/240/360 sec.
1 electric flow heater 15 kW
tank heating 6 kW
non-return valve
drain pump
rinse pressure pump
detergent dispenser
rinse agent dispenser
connection cord and flexible tubes
for fill and drain

execution : stainless steel

<p>UXTS-11 Ex</p> 	<p>pot/utensil washer Hobart UXTS-11</p> <p>Dimensions : 1380 x 945 x 1980 mm connection : 21 kW - 400/3/50</p> <p>rack type machine - KING-SIZE washing chamber - loading height 650 mm - built-in water softener</p> <p>cap. : 30 racks/hr. 3 programmes 120/240/360 sec. 1 electric flow heater 15 kW tank heating 6 kW non-return valve drain pump rinse pressure pump detergent dispenser rinse agent dispenser connection cord and flexible tubes for fill and drain</p> <p>execution : stainless steel</p>
<p>UXTLS-11 Ex</p> 	<p>pot/utensil washer Hobart UXTLS-11</p> <p>Dimensions : 1380 x 945 x 2417 mm connection : 21 kW - 400/3/50</p> <p>pass-through machine - KING-SIZE washing chamber - loading height 865 mm - built-in water softener</p> <p>cap. : 30 racks/hr. 3 programmes 120/240/360 sec. 1 electric flow heater 15 kW tank heating 6 kW non-return valve drain pump rinse pressure pump detergent dispenser rinse agent dispenser connection cord and flexible tubes for fill and drain</p> <p>execution : stainless steel</p>
<p>UXTH-11 Ex</p> 	<p>pot/utensil washer Hobart UXTH-11</p> <p>Dimensions : 1447 x 936 x 2400 mm connection : 21 kW - 400/3/50</p> <p>pass-through machine - KING-SIZE washing chamber - loading height 620 mm</p> <p>cap. : 30 racks/hr. 3 programmes 120/240/360 sec. 1 electric flow heater 15 kW tank heating 6 kW non-return valve drain pump rinse pressure pump detergent dispenser rinse agent dispenser connection cord and flexible tubes for fill and drain</p> <p>execution : stainless steel</p>

<p>UXTLH-11 Ex</p> 	<p>pot/utensil washer Hobart UXTLH-11</p> <p>Dimensions : 1447 x 936 x 2900 mm connection : 21 kW - 400/3/50</p> <p>pass-through machine - KING-SIZE washing chamber - loading height 880 mm</p> <p>cap. : 30 racks/hr. 3 programmes 120/240/360 sec. 1 electric flow heater 15 kW tank heating 6 kW non-return valve drain pump rinse pressure pump detergent dispenser rinse agent dispenser connection cord and flexible tubes for fill and drain</p> <p>execution : stainless steel</p>
<p>UXTHS-11 Ex</p> 	<p>pot/utensil washer Hobart UXTHS-11</p> <p>Dimensions : 1447 x 936 x 2400 mm connection : 21 kW - 400/3/50</p> <p>rack type machine - KING-SIZE washing chamber - loading height 620 mm - built-in water softener</p> <p>cap. : 30 racks/hr. 3 programmes 120/240/360 sec. 1 electric flow heater 15 kW tank heating 6 kW non-return valve drain pump rinse pressure pump detergent dispenser rinse agent dispenser connection cord and flexible tubes for fill and drain</p> <p>execution : stainless steel</p>
<p>UXTLHS-11 Ex</p> 	<p>pot/utensil washer Hobart UXTLHS-11</p> <p>Dimensions : 1447 x 936 x 2900 mm connection : 21 kW - 400/3/50</p> <p>pass-through machine - KING-SIZE washing chamber - loading height 880 mm - built-in water softener</p> <p>cap. : 30 racks/hr. 3 programmes 120/240/360 sec. 1 electric flow heater 15 kW tank heating 6 kW non-return valve drain pump rinse pressure pump detergent dispenser rinse agent dispenser connection cord and flexible tubes for fill and drain</p> <p>execution : stainless steel</p>

AUXXL-11B Ex



pot/utensil washer
Hobart
AUXXS-11

Dimensions : 735 x 810 x 2195 mm
connection : 21,4 kW - 400/3/50

rack conveyor machine
straight or corner type
- turbo-wash-system
- insolated hood

cap. : 70 racks/hr.
1260 plates/hr.
2520 glasses/hr.
- suitable for conatiners and trays
up to 660 mm
- loading height 540 mm

3 programmes 52/75/120 sec.
1 electric passage heater 18 kW
tank heating 0,5 kW
non-return valve
drain pump
rinse pressure pump
detergent dispenser
rinse agent dispenser
connection cord and flexible tubes
for fill and drain

accessories :
1 plate rack P18-12
1 universal rack C01-07
1 tray basket T06-09

execution : stainless steel

AUXXLS-11B Ex



pot/utensil washer
Hobart
AUXXLS-11

Dimensions : 735 x 810 x 2195 mm
connection : 21,4 kW - 400/3/50

rack conveyor machine
straight or corner type
- turbo-wash-system
- insolated hood
- built-in water softener

cap. : 70 racks/hr.
1260 plates/hr.
2520 glasses/hr.
- suitable for conatiners and trays
up to 660 mm
- loading height 540 mm

3 programmes 52/75/120 sec.
1 electric passage heater 18 kW
tank heating 0,5 kW
non-return valve
drain pump
rinse pressure pump
detergent dispenser
rinse agent dispenser
connection cord and flexible tubes
for fill and drain

accessories :
1 plate rack P18-12
1 universal rack C01-07
1 tray basket T06-09

execution : stainless steel