

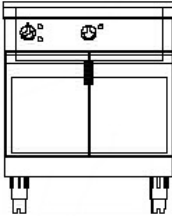



<p>AEW 250</p> 	<p>electric bainmarie Isselbaecher AEW 250</p> <p>Dimensions : 400 x 706 x 850 mm connection : 2,35 kW - 400/3/50</p> <p>basin 305x510x210 mm, exterior heating element, thermostatic control</p> <p>substructure: open cabinet</p> <p>execution : stainless steel</p>
<p>AEW 450</p> 	<p>electric bainmarie Isselbaecher AEW 450</p> <p>Dimensions : 700 x 706 x 850 mm connection : 4,7 kW - 400/3/50</p> <p>basin 630x510x210 mm, exterior heating element, thermostatic control</p> <p>substructure: open cabinet</p> <p>execution : stainless steel</p>
<p>AEW 452</p> 	<p>electric bainmarie Isselbaecher AEW 452</p> <p>Dimensions : 700 x 706 x 850 mm connection : 5,6 kW - 400/3/50</p> <p>basin 620 x 510 x 210 mm exterior heating element thermostatic control</p> <p>substructure : 1 heated cabinet (0,7 kW)</p> <p>execution : stainless steel</p>
<p>AEW 400</p> 	<p>electric combi cooker Isselbaecher AEW 400</p> <p>Dimensions : 400 x 706 x 850 mm connection : 4,6 kW - 400/3/50</p> <ul style="list-style-type: none"> - basin 305x510x210 mm (GN1/1), - for direct boiling (sausages etc.) - indirect heating - thermostatical control <p>substructure: open cabinet</p> <p>execution : stainless steel</p>